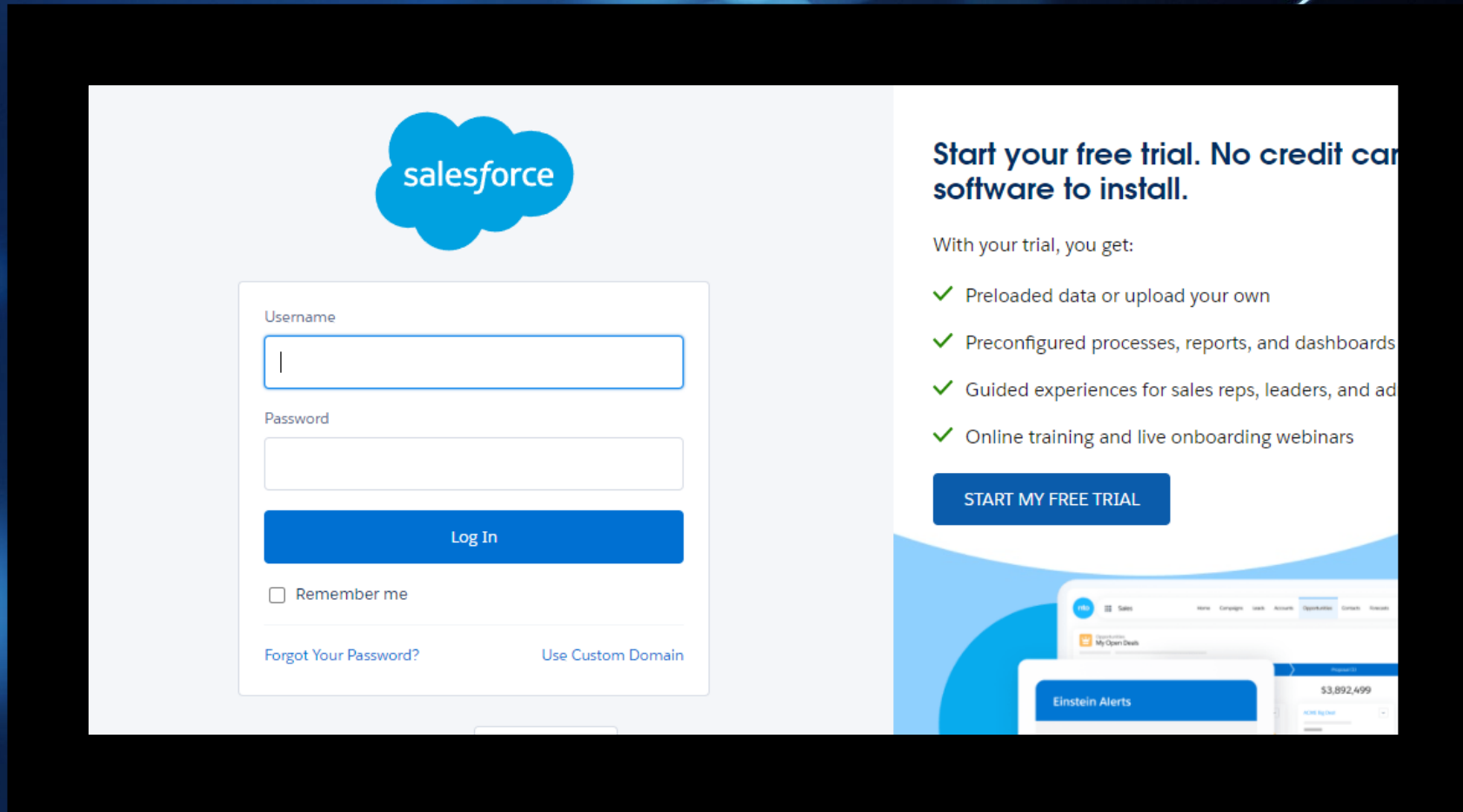


Login to your Salesforce Instance



The screenshot shows the Salesforce login interface. On the left, there is a login form with a 'salesforce' logo at the top. The form includes a 'Username' field with a cursor, a 'Password' field, a blue 'Log In' button, a 'Remember me' checkbox, and links for 'Forgot Your Password?' and 'Use Custom Domain'. On the right, there is a promotional section for a free trial. It features the headline 'Start your free trial. No credit card required. No software to install.' followed by a list of benefits: 'Preloaded data or upload your own', 'Preconfigured processes, reports, and dashboards', 'Guided experiences for sales reps, leaders, and administrators', and 'Online training and live onboarding webinars'. A blue 'START MY FREE TRIAL' button is positioned below the list. At the bottom right, there is a preview of the Salesforce dashboard with 'Einstein Alerts' and a value of '\$3,892,499' visible.

salesforce

Username
|

Password

Log In

Remember me

[Forgot Your Password?](#) [Use Custom Domain](#)

Start your free trial. No credit card required. No software to install.

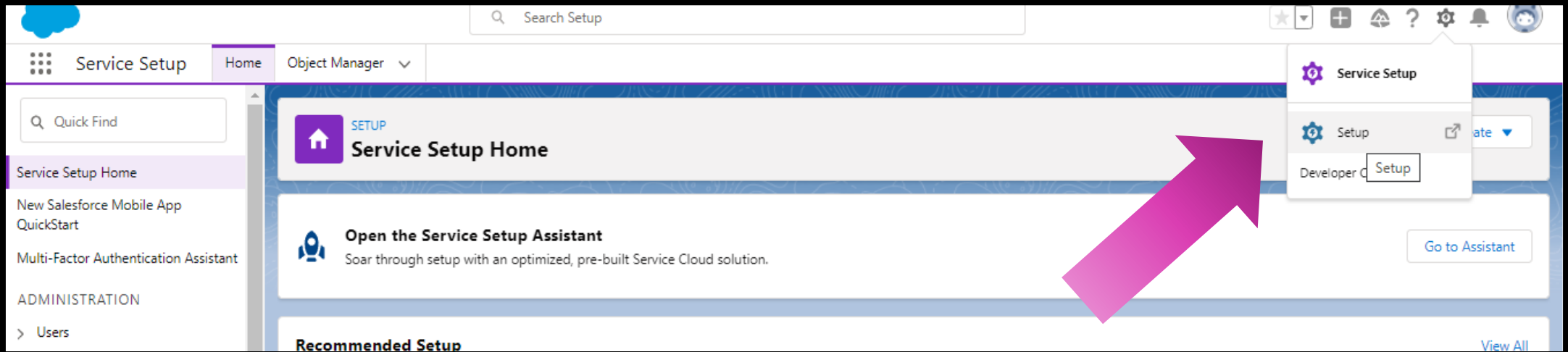
With your trial, you get:

- ✓ Preloaded data or upload your own
- ✓ Preconfigured processes, reports, and dashboards
- ✓ Guided experiences for sales reps, leaders, and administrators
- ✓ Online training and live onboarding webinars

START MY FREE TRIAL

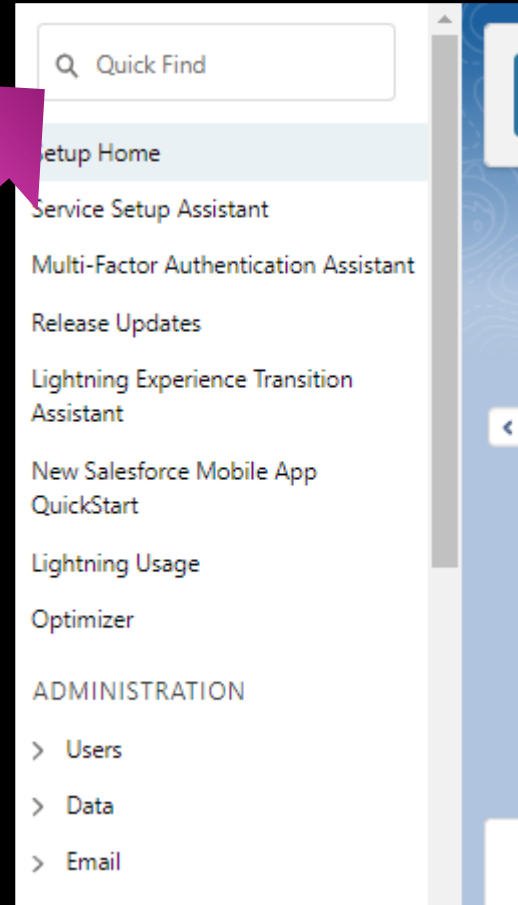
Einstein Alerts
\$3,892,499

Click on the **Setting** icon and select **"Setup"** from the menu



The screenshot displays the Salesforce Service Setup interface. At the top, there is a search bar labeled "Search Setup" and a navigation bar with "Service Setup", "Home", and "Object Manager". A left sidebar contains a "Quick Find" search box and a list of navigation items including "Service Setup Home", "New Salesforce Mobile App QuickStart", "Multi-Factor Authentication Assistant", and "ADMINISTRATION" with a sub-item "Users". The main content area features a "Service Setup Home" header, a section titled "Open the Service Setup Assistant" with a "Go to Assistant" button, and a "Recommended Setup" section. A pink arrow points to the "Setup" menu item in the top right corner, which is part of a dropdown menu that also includes "Service Setup" and "Developer Setup".

From the left panel, search for "Schema Builder"



Select the required objects from the multi select menu

There could be many objects. Try arranging them and take multiple screenshots by moving the transparent focus box.

The screenshot displays the Salesforce Schema Builder interface. On the left, there is a sidebar with a 'Select from' dropdown set to 'All Objects' and a 'Quick Find...' search bar. Below this is a list of objects with checkboxes, including 'Account', 'Asset', and 'Campaign'. The main workspace shows four object definitions arranged on a grid:

- Content Version:** Asset File Enabled (Checkbox), Created By (Lookup/User), Created Date (Date/Time), Description (Text Area(1000)), File Extension (Text(40)), File Privacy on Records (Picklist), File Type (Text(20)), Language (Picklist), Last Modified By (Lookup/User), Last Modified Date (Date/Time), Owner (Lookup/User), Prevent others from sharing and unsharin (Picklist), Size (Number(9, 0)), Tags (Text Area(2000)), Title (Text(255)).
- Idea:** Attachment (File), Categories (Picklist (Multi-Select)), Idea Body (Rich Text Area(32000)), Status (Picklist), Title (Text(255)).
- Macro:** Apply To (Picklist), Created By (Lookup/User), Created Date (Date/Time), Description (Rich Text Area(4096)), Last Modified By (Lookup/User), Last Modified Date (Date/Time), Macro Name (Text(255)), Owner (Lookup(User+1)), Supports Classic (Checkbox), Supports Lightning (Checkbox).
- Solution:** Created By (Lookup/User), Last Modified By (Lookup/User), Public (Checkbox), Solution Details (Rich Text Area(32000)), Solution Number (Auto Number), Solution Title (Text(255)), Status (Picklist), Visible in Public Knowledge Base (Checkbox).

A legend in the top right corner identifies symbols for Lookup Relationship (blue line), Master-Detail Relationship (red line), and Required Field (red vertical bar). A transparent focus box is shown at the bottom right, containing a grid of small object icons. A blue callout box at the bottom center contains the text: 'Salesforce doesn't support schema builder export. Would you please take multiple screenshots, which include all objects that are required for dashboards?'.